

# SHAPE SCAPER



**SHAPESCAPER®**

**Modular Steel Garden Edging and Planters**





[www.shapescaper.com.au](http://www.shapescaper.com.au)






[www.shapescaper.com.au](http://www.shapescaper.com.au)





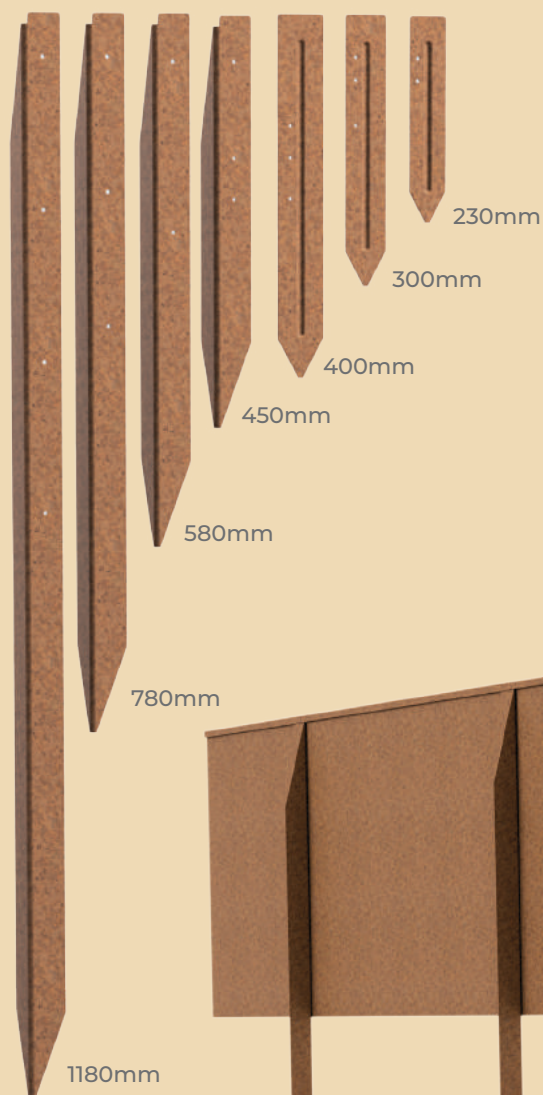

[www.shapescaper.com.au](http://www.shapescaper.com.au)





[www.shapescaper.com.au](http://www.shapescaper.com.au)






230mm, 300mm and 400mm  
ribbed stakes are used with  
75mm-185mm edging



A stake driving tool  
is available for loan



450mm, 580mm,  
780mm and 1180mm  
heavy duty "L" profile  
stakes are used with  
230mm-590mm edging



QR link to video

[www.shapescaper.com.au](http://www.shapescaper.com.au)

# SHAPESCAPER® weathering steel garden edging

Manufactured in Australia with BlueScope® Steel

Lengths are supplied with connector plates and fasteners. Pre-drilled holes make assembly and alignment easy. SHAPESCAPER® landscape edging is a modular steel landscaping system available in eight profile heights at 75mm, 100mm, 150mm, 185mm, 230mm, 290mm, 390mm and 590mm. All lengths are 2400mm long and the lower profiles can be shaped on site into angled bends or flowing curves. SHAPESCAPER® weathering steel garden edging is made using Redcor® from BlueScope® steel and is equivalent in specification to “corten”.

## REDCOR® GARDEN EDGING

| Product Code | Edging Height | Steel Type | Steel Thickness | Recommended Stakes      | Edging Length | Product Notes |
|--------------|---------------|------------|-----------------|-------------------------|---------------|---------------|
| SE075R16     | 75mm          | REDCOR®    | 1.6mm           | SS230R<br>230mm stake   | 2400mm        |               |
| SE100R16     | 100mm         | REDCOR®    | 1.6mm           | SS300R<br>300mm stake   | 2400mm        |               |
| SE150R16     | 150mm         | REDCOR®    | 1.6mm           | SS400R<br>400mm stake   | 2400mm        |               |
| SE185R16     | 185mm         | REDCOR®    | 1.6mm           | SS400R<br>400mm stake   | 2400mm        |               |
| SE075R20     | 75mm          | REDCOR®    | 2.0mm           | SS230R<br>230mm stake   | 2400mm        |               |
| SE100R20     | 100mm         | REDCOR®    | 2.0mm           | SS300R<br>300mm stake   | 2400mm        |               |
| SE150R20     | 150mm         | REDCOR®    | 2.0mm           | SS400R<br>400mm stake   | 2400mm        |               |
| SE185R20     | 185mm         | REDCOR®    | 2.0mm           | SS400R<br>400mm stake   | 2400mm        |               |
| SE230R20     | 230mm         | REDCOR®    | 2.0mm           | SS450R<br>450mm stake   | 2400mm        |               |
| SE290R20     | 290mm         | REDCOR®    | 2.0mm           | SS580R<br>580mm stake   | 2400mm        |               |
| SE390R20     | 390mm         | REDCOR®    | 2.0mm           | SS780R<br>780mm stake   | 2400mm        |               |
| SE590R20     | 590mm         | REDCOR®    | 2.0mm           | SS1180R<br>1180mm stake | 2400mm        |               |
| SE100R25     | 100mm         | REDCOR®    | 2.5mm           | SS300R<br>300mm stake   | 2400mm        |               |
| SE150R25     | 150mm         | REDCOR®    | 2.5mm           | SS400R<br>400mm stake   | 2400mm        |               |
| SE185R25 **  | 185mm         | REDCOR®    | 2.5mm           | SS400R<br>400mm stake   | 2400mm        |               |
| SE230R25 **  | 230mm         | REDCOR®    | 2.5mm           | SS450R<br>450mm stake   | 2400mm        |               |
| SE290R25 **  | 290mm         | REDCOR®    | 2.5mm           | SS580R<br>580mm stake   | 2400mm        |               |
| SE390R25 **  | 390mm         | REDCOR®    | 2.5mm           | SS780R<br>780mm stake   | 2400mm        |               |
| SE590R25 **  | 590mm         | REDCOR®    | 2.5mm           | SS1180R<br>1180mm stake | 2400mm        |               |

\*\* please note 14-21 days lead time required



[www.shapescaper.com.au](http://www.shapescaper.com.au)

# SHAPESCAPER® Galvanised steel garden edging

Manufactured in Australia with BlueScope® Steel

Lengths are supplied with connector plates and fasteners. Pre-drilled holes make assembly and alignment easy. SHAPESCAPER® landscape edging is a modular steel landscaping system available in eight profile heights at 75mm, 100mm, 150mm, 185mm, 230mm, 290mm, 390mm and 590mm. All lengths are 2400mm long and the lower profiles can be shaped on site into angled bends or flowing curves. SHAPESCAPER® galvanised steel garden edging is made using GALVABOND® from BlueScope® steel.

## GALVABOND® GARDEN EDGING

| Product Code | Edging Height | Steel Type | Steel Thickness | Recommended Stakes      | Edging Length | Product Notes |
|--------------|---------------|------------|-----------------|-------------------------|---------------|---------------|
| SE075G16     | 75mm          | GALVABOND® | 1.6mm           | SS230G<br>230mm stake   | 2400mm        |               |
| SE100G16     | 100mm         | GALVABOND® | 1.6mm           | SS300G<br>300mm stake   | 2400mm        |               |
| SE150G16     | 150mm         | GALVABOND® | 1.6mm           | SS400G<br>400mm stake   | 2400mm        |               |
| SE185G16     | 185mm         | GALVABOND® | 1.6mm           | SS400G<br>400mm stake   | 2400mm        |               |
| SE075G20     | 75mm          | GALVABOND® | 2.0mm           | SS230G<br>230mm stake   | 2400mm        |               |
| SE100G20     | 100mm         | GALVABOND® | 2.0mm           | SS300G<br>300mm stake   | 2400mm        |               |
| SE150G20     | 150mm         | GALVABOND® | 2.0mm           | SS400G<br>400mm stake   | 2400mm        |               |
| SE185G20     | 185mm         | GALVABOND® | 2.0mm           | SS400G<br>400mm stake   | 2400mm        |               |
| SE230G20     | 230mm         | GALVABOND® | 2.0mm           | SS450G<br>450mm stake   | 2400mm        |               |
| SE290G20     | 290mm         | GALVABOND® | 2.0mm           | SS580G<br>580mm stake   | 2400mm        |               |
| SE390G20     | 390mm         | GALVABOND® | 2.0mm           | SS780G<br>780mm stake   | 2400mm        |               |
| SE590G20     | 590mm         | GALVABOND® | 2.0mm           | SS1180G<br>1180mm stake | 2400mm        |               |
| SE100G25     | 100mm         | GALVABOND® | 2.5mm           | SS300G<br>300mm stake   | 2400mm        |               |
| SE150G25     | 150mm         | GALVABOND® | 2.5mm           | SS400G<br>400mm stake   | 2400mm        |               |
| SE185G25 **  | 185mm         | GALVABOND® | 2.5mm           | SS400G<br>400mm stake   | 2400mm        |               |
| SE230G25 **  | 230mm         | GALVABOND® | 2.5mm           | SS450G<br>450mm stake   | 2400mm        |               |
| SE290G25 **  | 290mm         | GALVABOND® | 2.5mm           | SS580G<br>580mm stake   | 2400mm        |               |
| SE390G25 **  | 390mm         | GALVABOND® | 2.5mm           | SS780G<br>780mm stake   | 2400mm        |               |
| SE590G25 **  | 590mm         | GALVABOND® | 2.5mm           | SS1180G<br>1180mm stake | 2400mm        |               |



[www.shapescaper.com.au](http://www.shapescaper.com.au)



# SHAPESCAPER® ZAM® steel garden edging

Manufactured in Australia with NIPPON® Steel

Lengths are supplied with connector plates and fasteners. Pre-drilled holes make assembly and alignment easy. SHAPESCAPER® landscape edging is a modular steel landscaping system available in eight profile heights at 75mm, 100mm, 150mm, 185mm, 230mm, 290mm, 390mm and 590mm. All lengths are 2400mm long and the lower profiles can be shaped on site into angled bends or flowing curves. SHAPESCAPER® ZAM steel garden edging is made using ZAM® from NIPPON® steel. In terms of corrosion resistance, ZAM® is 10 to 20 times better than hot-dip zinc-coated steel sheets.

## ZAM® GARDEN EDGING

| Product Code | Edging Height | Steel Type | Steel Thickness | Recommended Stakes      | Edging Length | Product Notes |
|--------------|---------------|------------|-----------------|-------------------------|---------------|---------------|
| SE100Z20     | 100mm         | ZAM®       | 2.0mm           | SS300Z<br>300mm stake   | 2400mm        |               |
| SE150Z20     | 150mm         | ZAM®       | 2.0mm           | SS400Z<br>400mm stake   | 2400mm        |               |
| SE185Z20     | 185mm         | ZAM®       | 2.0mm           | SS400Z<br>400mm stake   | 2400mm        |               |
| SE230Z20     | 230mm         | ZAM®       | 2.0mm           | SS450Z<br>450mm stake   | 2400mm        |               |
| SE290Z20     | 290mm         | ZAM®       | 2.0mm           | SS580Z<br>580mm stake   | 2400mm        |               |
| SE390Z20     | 390mm         | ZAM®       | 2.0mm           | SS780Z<br>780mm stake   | 2400mm        |               |
| SE590Z20     | 590mm         | ZAM®       | 2.0mm           | SS1180Z<br>1180mm stake | 2400mm        |               |
| SE100Z25     | 100mm         | ZAM®       | 2.5mm           | SS300Z<br>300mm stake   | 2400mm        |               |
| SE150Z25     | 150mm         | ZAM®       | 2.5mm           | SS400Z<br>400mm stake   | 2400mm        |               |
| SE185Z25 **  | 185mm         | ZAM®       | 2.5mm           | SS400Z<br>400mm stake   | 2400mm        |               |
| SE230Z25 **  | 230mm         | ZAM®       | 2.5mm           | SS450Z<br>450mm stake   | 2400mm        |               |
| SE290Z25 **  | 290mm         | ZAM®       | 2.5mm           | SS580Z<br>580mm stake   | 2400mm        |               |
| SE390Z25 **  | 390mm         | ZAM®       | 2.5mm           | SS780Z<br>780mm stake   | 2400mm        |               |
| SE590Z25 **  | 590mm         | ZAM®       | 2.5mm           | SS1180Z<br>1180mm stake | 2400mm        |               |

ZAM rings are also available on request.

\*\* please note 14-21 days lead time required



[www.shapescaper.com.au](http://www.shapescaper.com.au)



# SHAPESCAPER® stakes and connectors

## Manufactured in Australia with BlueScope® Steel

All SHAPESCAPER® stakes and connectors feature precision pre-drilled holes that align with corresponding holes pre-drilled along the full length of all SHAPESCAPER® edging.

A choice of holes along each length allow for either the recommended x3 stakes per length or x4 stakes per length for specific applications, such as long straight runs of edging in light soils or heavy traffic areas.

Lower profile stakes such as the 400mm long ribbed stake offer a choice of fastening heights that can be varied depending on the profile of the edging being installed along with the required fastener depth.

Stakes can be installed by matching up the corresponding holes in the edging and then secured by screwing in from the front. Alternatively stakes can be installed by screwing them in through a pre-drilled stake hole into any part of the edging along the back face.

It is important to check that all screwed fittings are placed well under the soil level and will not cause an injury while weeding etc. All fastening above soil level should be fitted off using the supplied rivets.

## STAKES

| Product Code | Stake Description      | Recommended Use      | Steel Type | Steel Thickness | Stake Length | Stake Width | Product Notes |
|--------------|------------------------|----------------------|------------|-----------------|--------------|-------------|---------------|
| SS230R       | 230mm Ribbed Stake     | 75mm edging          | REDCOR®    | 2.5mm           | 230mm        | 45mm        |               |
| SS300R       | 300mm Ribbed Stake     | 100mm edging         | REDCOR®    | 2.5mm           | 300mm        | 50mm        |               |
| SS400R       | 400mm Ribbed Stake     | 150mm & 185mm edging | REDCOR®    | 2.5mm           | 400mm        | 55mm        |               |
| SS450R       | 450mm L-Profile Stake  | 230mm edging         | REDCOR®    | 3.0mm           | 450mm        | 42x40mm     |               |
| SS580R       | 580mm L-Profile Stake  | 290mm edging         | REDCOR®    | 3.0mm           | 580mm        | 42x40mm     |               |
| SS780R       | 780mm L-Profile Stake  | 390mm edging         | REDCOR®    | 3.0mm           | 780mm        | 42x40mm     |               |
| SS1180R      | 1180mm L-Profile Stake | 590mm edging         | REDCOR®    | 3.0mm           | 1180mm       | 42x40mm     |               |
| SS230G       | 230mm Ribbed Stake     | 75mm edging          | GALVABOND® | 2.5mm           | 230mm        | 45mm        |               |
| SS300G       | 300mm Ribbed Stake     | 100mm edging         | GALVABOND® | 2.5mm           | 300mm        | 50mm        |               |
| SS400G       | 400mm Ribbed Stake     | 150mm & 185mm edging | GALVABOND® | 2.5mm           | 400mm        | 55mm        |               |
| SS450G       | 450mm L-Profile Stake  | 230mm edging         | GALVABOND® | 3.0mm           | 450mm        | 42x40mm     |               |
| SS580G       | 580mm L-Profile Stake  | 290mm edging         | GALVABOND® | 3.0mm           | 580mm        | 42x40mm     |               |
| SS780G       | 780mm L-Profile Stake  | 390mm edging         | GALVABOND® | 3.0mm           | 780mm        | 42x40mm     |               |
| SS1180G      | 1180mm L-Profile Stake | 590mm edging         | GALVABOND® | 3.0mm           | 1180mm       | 42x40mm     |               |
| SS230Z       | 230mm Ribbed Stake     | 75mm edging          | ZAM®       | 2.5mm           | 230mm        | 45mm        |               |
| SS300Z       | 300mm Ribbed Stake     | 100mm edging         | ZAM®       | 2.5mm           | 300mm        | 50mm        |               |
| SS400Z       | 400mm Ribbed Stake     | 150mm & 185mm edging | ZAM®       | 2.5mm           | 400mm        | 55mm        |               |
| SS450Z       | 450mm L-Profile Stake  | 230mm edging         | GALVABOND® | 3.0mm           | 450mm        | 42x40mm     |               |
| SS580Z       | 580mm L-Profile Stake  | 290mm edging         | GALVABOND® | 3.0mm           | 580mm        | 42x40mm     |               |
| SS780Z       | 780mm L-Profile Stake  | 390mm edging         | GALVABOND® | 3.0mm           | 780mm        | 42x40mm     |               |
| SS1180Z      | 1180mm L-Profile Stake | 590mm edging         | GALVABOND® | 3.0mm           | 1180mm       | 42x40mm     |               |



[www.shapescaper.com.au](http://www.shapescaper.com.au)



# SHAPESCAPER® pre-made edging corners

Manufactured in Australia with BlueScope® Steel

Corner lengths are supplied complete with connector plates and screws. Pre-drilled holes make assembly and alignment easy. SHAPESCAPER® pre-made corners are available in taller profile heights.

While the 75mm, 100mm, 150mm and 185mm can easily be shaped on site to form 90° bends, the higher profiles require either the use of our custom bending service or our pre-made corners.

## REDCOR® EDGING CORNERS

also available in GALVABOND® & ZAM®

| Product Code     | Edging Height | Steel Type | Steel Thickness | Corner length | Product Notes |
|------------------|---------------|------------|-----------------|---------------|---------------|
| Internal Corners |               |            |                 |               |               |
| SECI185R20       | 185mm         | REDCOR®    | 2.0mm           | 300x300mm     |               |
| SECI230R20       | 230mm         | REDCOR®    | 2.0mm           | 300x300mm     |               |
| SECI290R20       | 290mm         | REDCOR®    | 2.0mm           | 300x300mm     |               |
| SECI390R20       | 390mm         | REDCOR®    | 2.0mm           | 300x300mm     |               |
| SECI590R20       | 590mm         | REDCOR®    | 2.0mm           | 300x300mm     |               |
| External Corners |               |            |                 |               |               |
| SECE185R20       | 185mm         | REDCOR®    | 2.0mm           | 300x300mm     |               |
| SECE230R20       | 230mm         | REDCOR®    | 2.0mm           | 300x300mm     |               |
| SECE290R20       | 290mm         | REDCOR®    | 2.0mm           | 300x300mm     |               |
| SECE390R20       | 390mm         | REDCOR®    | 2.0mm           | 300x300mm     |               |
| SECE590R20       | 590mm         | REDCOR®    | 2.0mm           | 300x300mm     |               |

Internal Corner



External Corner



## 90° ANGLED SURFACE BRACKET

also available in GALVABOND® & ZAM®

|            |                               |  |
|------------|-------------------------------|--|
| SAB105R ** | REDCOR ANGLED BRACKETS, 105mm |  |
| SAB155R ** | REDCOR ANGLED BRACKETS, 155mm |  |
| SAB190R ** | REDCOR ANGLED BRACKETS, 190mm |  |
| SAB235R ** | REDCOR ANGLED BRACKETS, 235mm |  |
| SAB295R ** | REDCOR ANGLED BRACKETS, 295mm |  |
| SAB395R ** | REDCOR ANGLED BRACKETS, 395mm |  |
| SAB595R ** | REDCOR ANGLED BRACKETS, 595mm |  |

90° Angled Surface Bracket



## SPECIAL PRODUCTION

Quoting on custom work is available and should be requested via email:  
info@idealedging.com.au

Please include a sketch with all relevant measurements ie. the angle of all bends in degrees, the radius and length of arc for all bends, the material specification, profile height and whether an internal or external lip is required. Custom work has a lead time of between 5 and 15 days.

\*\* please note 14-21 days  
lead time required



[www.shapescaper.com.au](http://www.shapescaper.com.au)



# SHAPESCAPER® steel planter rings

Manufactured in Australia with BlueScope® Steel


Rings are supplied as either open or closed (please see table below for the default).

All rings can be however be ordered as either “open” or “closed”. Closed rings are supplied fully riveted, while open rings feature pre-drilled holes and pre-fixed connector plates that make alignment and closure quick and easy using the supplied rivets. SHAPESCAPER® planter rings are available in eight profile heights at 100mm, 150mm, 185mm, 230mm, 290mm, 390mm, 590mm, 800mm.

## REDCOR® RINGS also available in GALVABOND® & ZAM®

\* please note 7 days lead time required for all GAL & ZAM rings

| Product Code | Ring Height | Steel Type | Diameter | Default Open/Closed | Product Notes |
|--------------|-------------|------------|----------|---------------------|---------------|
| SR100R575    | 100mm       | REDCOR®    | 575mm    | Open                |               |
| SR150R575    | 150mm       | REDCOR®    | 575mm    | Open                |               |
| SR185R575    | 185mm       | REDCOR®    | 575mm    | Open                |               |
| SR230R575    | 230mm       | REDCOR®    | 575mm    | Closed              |               |
| SR290R575    | 290mm       | REDCOR®    | 575mm    | Closed              |               |
| SR390R575    | 390mm       | REDCOR®    | 575mm    | Closed              |               |
| SR590R575    | 590mm       | REDCOR®    | 575mm    | Closed              |               |
| SR800R575    | 800mm       | REDCOR®    | 575mm    | Closed              |               |
| SR100R765    | 100mm       | REDCOR®    | 765mm    | Open                |               |
| SR150R765    | 150mm       | REDCOR®    | 765mm    | Open                |               |
| SR185R765    | 185mm       | REDCOR®    | 765mm    | Open                |               |
| SR230R765    | 230mm       | REDCOR®    | 765mm    | Closed              |               |
| SR290R765    | 290mm       | REDCOR®    | 765mm    | Closed              |               |
| SR390R765    | 390mm       | REDCOR®    | 765mm    | Closed              |               |
| SR590R765    | 590mm       | REDCOR®    | 765mm    | Closed              |               |
| SR800R765    | 800mm       | REDCOR®    | 765mm    | Closed              |               |
| SR100R950    | 100mm       | REDCOR®    | 950mm    | Open                |               |
| SR150R950    | 150mm       | REDCOR®    | 950mm    | Open                |               |
| SR185R950    | 185mm       | REDCOR®    | 950mm    | Open                |               |
| SR230R950    | 230mm       | REDCOR®    | 950mm    | Closed              |               |
| SR290R950    | 290mm       | REDCOR®    | 950mm    | Closed              |               |
| SR390R950    | 390mm       | REDCOR®    | 950mm    | Closed              |               |
| SR590R950    | 590mm       | REDCOR®    | 950mm    | Closed              |               |
| SR800R950    | 800mm       | REDCOR®    | 950mm    | Closed              |               |
| SR100R1150   | 100mm       | REDCOR®    | 1150mm   | Open                |               |
| SR150R1150   | 150mm       | REDCOR®    | 1150mm   | Open                |               |
| SR185R1150   | 185mm       | REDCOR®    | 1150mm   | Open                |               |
| SR230R1150   | 230mm       | REDCOR®    | 1150mm   | Closed              |               |
| SR290R1150   | 290mm       | REDCOR®    | 1150mm   | Closed              |               |
| SR390R1150   | 390mm       | REDCOR®    | 1150mm   | Closed              |               |
| SR590R1150   | 590mm       | REDCOR®    | 1150mm   | Closed              |               |
| SR800R1150   | 800mm       | REDCOR®    | 1150mm   | Closed              |               |



[www.shapescaper.com.au](http://www.shapescaper.com.au)



## REDCOR® RINGS cont.

| Product Code | Ring Height | Steel Type | Diameter | Default Open/Closed | Product Notes |
|--------------|-------------|------------|----------|---------------------|---------------|
| SR100R1530   | 100mm       | REDCOR®    | 1530mm   | Open                |               |
| SR150R1530   | 150mm       | REDCOR®    | 1530mm   | Open                |               |
| SR185R1530   | 185mm       | REDCOR®    | 1530mm   | Open                |               |
| SR230R1530   | 230mm       | REDCOR®    | 1530mm   | Closed              |               |
| SR290R1530   | 290mm       | REDCOR®    | 1530mm   | Closed              |               |
| SR390R1530   | 390mm       | REDCOR®    | 1530mm   | Closed              |               |
| SR590R1530   | 590mm       | REDCOR®    | 1530mm   | Closed              |               |

## “D” RING PLANTERS

|            |       |         |        |        |  |
|------------|-------|---------|--------|--------|--|
| SD390R940  | 390mm | REDCOR® | 940mm  | Closed |  |
| SD590R940  | 590mm | REDCOR® | 940mm  | Closed |  |
| SD800R940  | 800mm | REDCOR® | 940mm  | Closed |  |
| SD390R1170 | 390mm | REDCOR® | 1170mm | Closed |  |
| SD590R1170 | 590mm | REDCOR® | 1170mm | Closed |  |
| SD800R1170 | 800mm | REDCOR® | 1170mm | Closed |  |

## TRIPLE RINGS

|            |       |         |   |  |
|------------|-------|---------|---|--|
| SRT390R765 | 390mm | REDCOR® | x3 ring multi-tiered planter footprint Ø 1180mm |  |
| SRT590R765 | 590mm | REDCOR® | x3 ring multi-tiered planter footprint Ø 1180mm |  |



# SHAPESCAPER® modular steel landscaping

Manufactured in Australia with BlueScope® Steel

SHAPESCAPER® planters feature a modular design that create extremely durable and attractive REDCOR® weathering steel planters suitable for both domestic and commercial installation.

The design incorporates smooth rounded edges and a top 40mm x 20mm return rim for added strength and safety. Planters are supplied in two halves that are easily joined. They can also be combined with a range of extender lengths to create your own custom designs. Pre-drilled alignment holes make assembly very quick and easy. Planters come in either a 500mm or 700mm profile height. Custom bases and feet are also available.

## HEXAGON PLANTERS

| Product Code | Planter Height | Steel Type | Planter Dimensions                      | Product Notes |
|--------------|----------------|------------|---|---------------|
| SPH54R **    | 500mm          | REDCOR®    | Hexagon Planter 500mm high, 400mm sides |               |
| SPH56R **    | 500mm          | REDCOR®    | Hexagon Planter 500mm high, 600mm sides |               |
| SPH58R **    | 500mm          | REDCOR®    | Hexagon Planter 500mm high, 800mm sides |               |
| SPH74R **    | 700mm          | REDCOR®    | Hexagon Planter 700mm high, 400mm sides |               |
| SPH76R **    | 700mm          | REDCOR®    | Hexagon Planter 700mm high, 600mm sides |               |
| SPH78R **    | 700mm          | REDCOR®    | Hexagon Planter 700mm high, 800mm sides |               |


\*\* please note 14-21 days lead time required



[www.shapescaper.com.au](http://www.shapescaper.com.au)


## 500mm High MODULAR BOX PLANTERS

| Product Code | Planter Height | Steel Type | Planter Dimensions             | Product Notes |
|--------------|----------------|------------|--------------------------------|---------------|
| SPB544R**    | 500mm          | REDCOR®    | Box Planter<br>400mm x 400mm   |               |
| SPB566R**    | 500mm          | REDCOR®    | Box Planter<br>600mm x 600mm   |               |
| SPB584R**    | 500mm          | REDCOR®    | Box Planter<br>800mm x 400mm   |               |
| SPB588R**    | 500mm          | REDCOR®    | Box Planter<br>800mm x 800mm   |               |
| SPB51010R**  | 500mm          | REDCOR®    | Box Planter<br>1000mm x 1000mm |               |
| SPB51212R    | 500mm          | REDCOR®    | Box Planter<br>1200mm x 1200mm |               |
| SPB5168R     | 500mm          | REDCOR®    | Box Planter<br>1600mm x 800mm  |               |
| SPB5186R     | 500mm          | REDCOR®    | Box Planter<br>1800mm x 600mm  |               |
| SPB5204R     | 500mm          | REDCOR®    | Box Planter<br>2000mm x 400mm  |               |



## 700mm High MODULAR BOX PLANTERS

|             |       |         |                                |  |
|-------------|-------|---------|--------------------------------|--|
| SPB744R**   | 700mm | REDCOR® | Box Planter<br>400mm x 400mm   |  |
| SPB766R**   | 700mm | REDCOR® | Box Planter<br>600mm x 600mm   |  |
| SPB784R**   | 700mm | REDCOR® | Box Planter<br>800mm x 400mm   |  |
| SPB788R**   | 700mm | REDCOR® | Box Planter<br>800mm x 800mm   |  |
| SPB71010R** | 700mm | REDCOR® | Box Planter<br>1000mm x 1000mm |  |
| SPB71212R   | 700mm | REDCOR® | Box Planter<br>1200mm x 1200mm |  |
| SPB7168R    | 700mm | REDCOR® | Box Planter<br>1600mm x 800mm  |  |
| SPB7186R    | 700mm | REDCOR® | Box Planter<br>1800mm x 600mm  |  |
| SPB7204R    | 700mm | REDCOR® | Box Planter<br>2000mm x 400mm  |  |



\*\* please note 14-21 days lead time required



[www.shapescaper.com.au](http://www.shapescaper.com.au)



QR link to video



# SHAPESCAPER® modular steel landscaping

Manufactured in Australia with BlueScope® Steel

The SHAPESCAPER® Hexagon and Box planters can both be easily customised on site to fit a wide range of designs simply by using the extensions pieces listed below. Straight length extenders and 90° corners are typically used to modify box planters while the 60° corners are commonly used to modify hexagon planters. The planter system is however completely modular, being totally interchangeable across the range, even when joining the 500mm and 700mm profiles.


## Modular Box Planter Extenders and Corners


| Product Code                                    | Planter Height | Steel Type | Extender Side length | Product Notes |
|---|----------------|------------|----------------------|---------------|
| <b>PLANTER STRAIGHT EXTENDER LENGTHS</b>        |                |            |                      |               |
| SPS56R **                                       | 500mm          | REDCOR®    | 600mm                |               |
| SPS512R **                                      | 500mm          | REDCOR®    | 1200mm               |               |
| SPS518R **                                      | 500mm          | REDCOR®    | 1800mm               |               |
| SPS524R **                                      | 500mm          | REDCOR®    | 2400mm               |               |
| SPS76R **                                       | 700mm          | REDCOR®    | 600mm                |               |
| SPS712R **                                      | 700mm          | REDCOR®    | 1200mm               |               |
| SPS718R **                                      | 700mm          | REDCOR®    | 1800mm               |               |
| SPS724R **                                      | 700mm          | REDCOR®    | 2400mm               |               |
| <b>PLANTER INTERNAL CORNER EXTENDER LENGTHS</b> |                |            |                      |               |
| SP60CI52 **                                     | 500mm          | REDCOR®    | 200mm x 200mm        |               |
| SP60CI53 **                                     | 500mm          | REDCOR®    | 300mm x 300mm        |               |
| SP60CI54 **                                     | 500mm          | REDCOR®    | 400mm x 400mm        |               |
| SP90CI54 **                                     | 500mm          | REDCOR®    | 400mm x 400mm        |               |
| SP60CI72 **                                     | 700mm          | REDCOR®    | 200mm x 200mm        |               |
| SP60CI73 **                                     | 700mm          | REDCOR®    | 300mm x 300mm        |               |
| SP60CI74 **                                     | 700mm          | REDCOR®    | 400mm x 400mm        |               |
| SP90CI74 **                                     | 700mm          | REDCOR®    | 400mm x 400mm        |               |
| <b>PLANTER EXTERNAL CORNER EXTENDER LENGTHS</b> |                |            |                      |               |
| SP90CE54 **                                     | 500mm          | REDCOR®    | 400mm x 400mm        |               |
| SP90CE58 **                                     | 500mm          | REDCOR®    | 800mm x 800mm        |               |
| SP90CE510 **                                    | 500mm          | REDCOR®    | 1000mm x 1000mm      |               |
| SP90CE512 **                                    | 500mm          | REDCOR®    | 1200mm x 1200mm      |               |
| SP90CE74 **                                     | 700mm          | REDCOR®    | 400mm x 400mm        |               |
| SP90CE78 **                                     | 700mm          | REDCOR®    | 800mm x 800mm        |               |
| SP90CE710 **                                    | 700mm          | REDCOR®    | 1000mm x 1000mm      |               |
| SP90CE712 **                                    | 700mm          | REDCOR®    | 1200mm x 1200mm      |               |

\*\* please note 14-21 days lead time required



[www.shapescaper.com.au](http://www.shapescaper.com.au)





## IDEAL EDGING

CLASSIC LINES TIMELESS CREATIONS

NSW distributor of SHAPESCAPER® modular steel garden edging and planters

P 02 9526 7606

A 1 / 15-23 Kumulla Rd, Miranda, 2228

[www.ideal edging.com.au](http://www.ideal edging.com.au)

[info@ideal edging.com.au](mailto:info@ideal edging.com.au)



All SHAPESCAPER® modular raised planter and edging systems feature precision made pre-drilled holes for easy assembly. The innovative new design rapidly transforms your landscape project from concept to completion with the minimum of fuss and professional results. The inherent strength and durability of SHAPESCAPER® products make them ideal for commercial applications while the ease and speed of installation provide the perfect start to creating your own DIY landscape projects.



© 2023

[www.shapescaper.com.au](http://www.shapescaper.com.au)